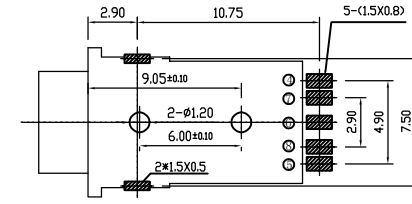
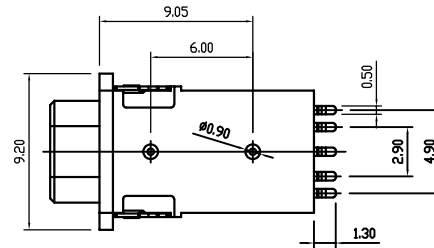
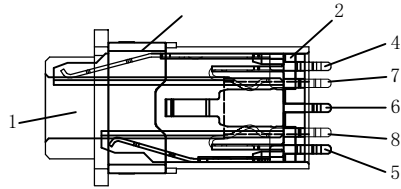
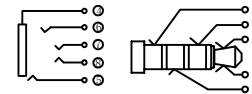
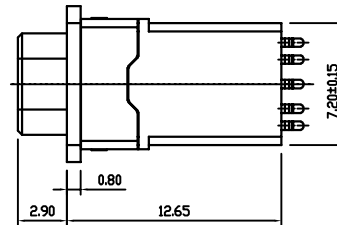
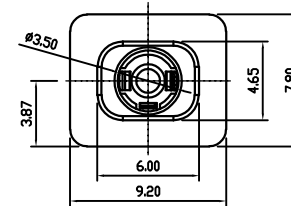
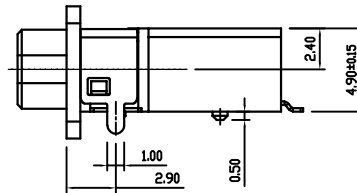
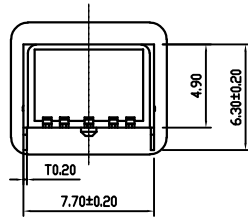


RoHS Compliant

REVISIONS			
REV.	DESCRIPTION	DATE	DESIGN



PCB LAYOUT



Circuit diagram

SPECIFICATION:

- Electrical characteristics
 - Current rating:DC 0.5A max.
 - Voltage rating:DC 30V.
 - Contact resistance:50mΩ max
 - Insulation resistance:1000MΩ min. at 500V DC.
 - Withstanding voltage:500V AC for 1 minute.
- Mechanical characteristics
 - Life test:5000 cycles min,
Mating force:3~30N,
Unmating force:3~30N.
 - Temperature range: -40° C~+80° C
 - Dustproof and waterproof grade: IP67

8	P	5	1	Phosphor Copper AU PLATING
7	P	4	1	Phosphor Copper AU PLATING
6	P	3	1	Phosphor Copper AU PLATING
5	P	2	1	Phosphor Copper AU PLATING
4	P	1	1	Phosphor Copper AU PLATING
3	HOLDER CASE	1	1	Phosphor Copper NI PLATING
2	BACK COVER	1	1	PPA (BLACK)
1	BASE	1	1	PPA (WHITE)
NO.	NAME	QTY		MATERIAL

Bestcreate Technology Limited

TOLERANCES UNLESS OTHERWISE SPECIFIED:

X.	± 0.20	X.*	± 3'
.X	± 0.15	.X*	± 2'
.XX	± 0.10	.XX*	± 1'

Website:www.bsc-elec.com

Email:bestcreate@bsc-elec.com

DESIGN:

DATE:

I. L

2017. 3. 1

CHECKED:

DATE:

C. W

2017. 3. 1

APPROVED:

DATE:

C. W

2017. 3. 1

TITLE:

IP67 WATERPROOF PHONE JACK CONNECTOR

MATERILA:

PART NO:

PJ350-05-W002

SIZE:

A4

FINSH:

DWG NO:

PJ350-05-W002

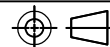
REV: A

UNIT mm

SCALE

1=1

QUALITY SYMBOLS



1

2

3

4

5

6

7

8