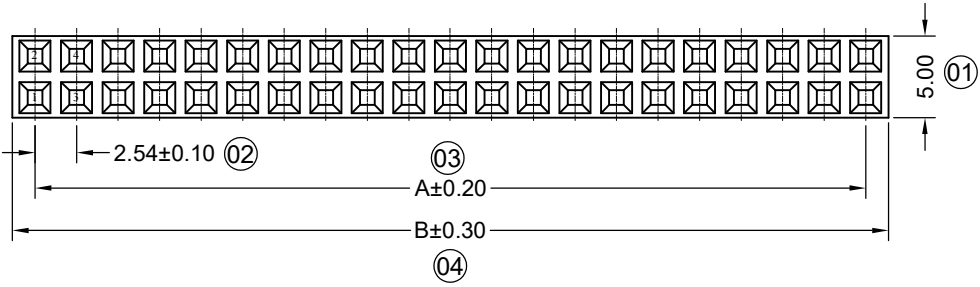


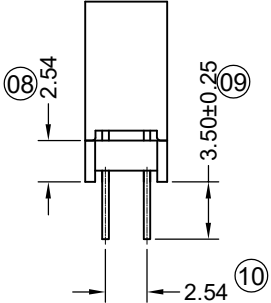
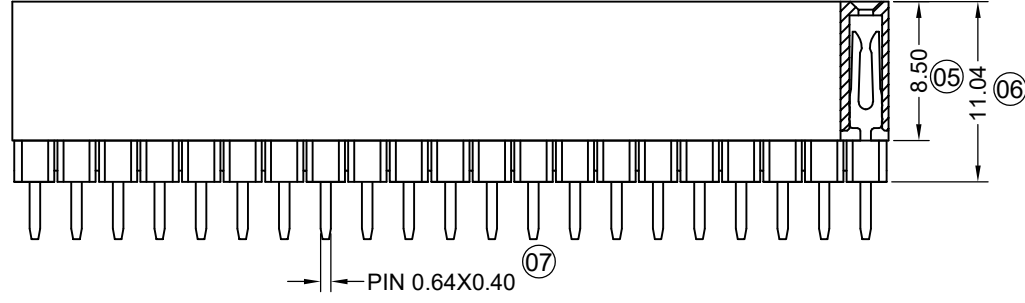
RoHS Compliant

REVISIONS			
REV.	DESCRIPTION	DATE	DESIGN

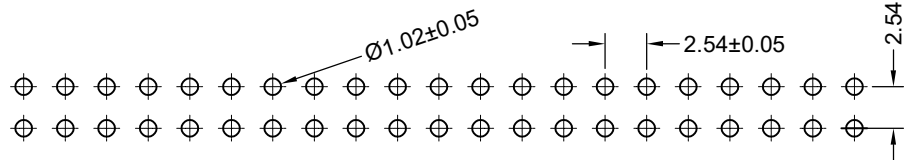


**Specifications :**

- Voltage rating: 250V AC / DC
- Current rating: 3A AC / DC
- Withstanding voltage: 800V AC/minute
- Temperature range: -25°C~+85°C
- Insulation resistance: ≥1000MΩ
- Contact resistance: ≤20mΩ
- After environmental testing: ≤30mΩ



Poles	Dimensions (mm)		Poles	Dimensions (mm)	
	A	B		A	B
4	2.54	5.58	44	53.34	56.38
6	5.08	8.12	46	55.88	58.92
8	7.62	10.66	48	58.42	61.46
10	10.16	13.20	50	60.96	64.00
12	12.70	15.74	52	63.50	66.54
14	15.24	18.28	54	66.04	69.08
16	17.78	20.82	56	68.58	71.62
18	20.32	23.36	58	71.12	74.16
20	22.86	25.90	60	73.66	76.70
22	25.40	28.44	62	76.20	79.24
24	27.94	30.98	64	78.74	81.78
26	30.48	33.52	66	81.28	84.32
28	33.02	36.06	68	83.82	86.86
30	35.56	38.60	70	86.36	89.40
32	38.10	41.14	72	88.90	91.94
34	40.64	43.68	74	91.44	94.48
36	43.18	46.22	76	93.98	97.02
38	45.72	48.76	78	96.52	99.56
40	48.26	51.30	80	99.06	102.10
42	50.80	53.84	82		



Recommended PCB Board Hole Layout

2544HV-2*XX-PTV1	PBT UL 94V-0	Brass	Gold-Flash	1,000Pcs
Part No.	Material	Material(Pin)	Finish(Pin)	Q'ty/Bag

**Bestcreate Technology Limited**

TOLERANCES UNLESS OTHERWISE SPECIFIED:

.X	± 0.30	X'	± 3'
.XX	± 0.20	.X'	± 2'
.XXX	± 0.10	.XX'	± 1'

Website: www.bsc-elec.com  
Email: bestcreate@bsc-elec.com

DESIGN: DATE: I. L. 2017. 3. 1

CHECKED: DATE: C. W. 2017. 3. 1

APPROVED: DATE: C. W. 2017. 3. 1

TITLE: 2.54 mm Female Header Connectors

MATERIAL: PBT UL 94V-0	PART NO: 2544HV-XX-PTV1	SIZE: A4
FINISH: Gold-Flash	DWG NO: 2544HV-XX-PTV1	

REV: A	UNIT: mm	SCALE: 1=1	QUALITY SYMBOLS
--------	----------	------------	-----------------