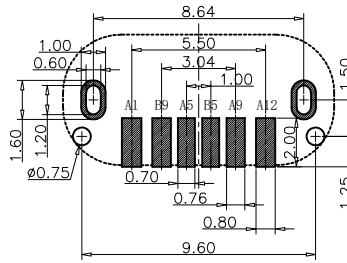
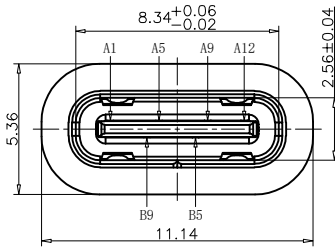
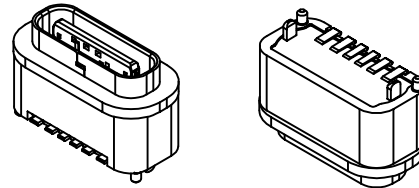
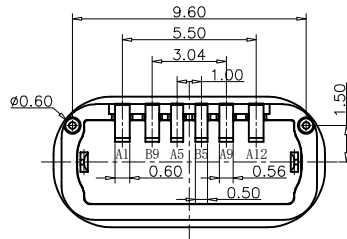
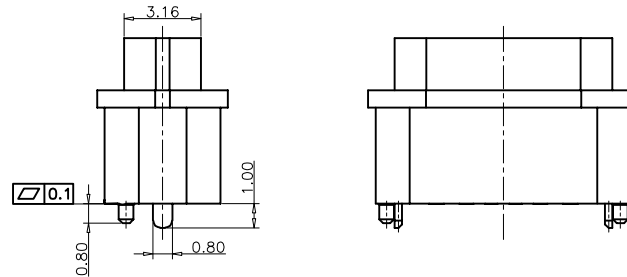
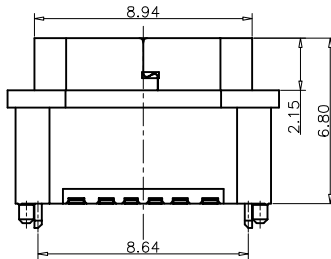


RoHS Compliant



RECOMMEND P.C.B LAYOUT(COMPONENT SIDE)
TOLERANCE FOR PCB LAYOUT IS ±0.05



USB TYPE C PIN ASSIGNMENTS

PIN NUMBER	SIGNAL NAME	PIN NUMBER	SIGNAL NAME
A1	GND	B9	VBUS
A5	CC1	B5	CC2
A9	VBUS		
A12	GND		

NOTES:

SPECIFICATION:

- CURRENT RATING: 3.0 A
- VOLTAGE RATING: 5 V
- VBUS & GND PINS AND OTHER PINS: 40mΩ/PIN MAX
SHIELD: 50mΩ/MAX
LLCR MAX. CHANGE OF ALL PINS: 10Ωm
- INSULATION RESISTANCE: 100MΩ MIN
- DIELECTRIC WITHSTAND VOLTAGE, AC 100V FOR 1MINUTE
- INSERTION FORCE: 0.5~2.0kgf
- UNMATING FORCE: 0.6-2.04kgf
- DURABILITY: 10000 CYCLES
- OPERATING TEMPERATURE: -20°C~+85°C
- THE PEAK TEMPERATURE ON THE BOARD SHALL BE MAINTAINED FOR 10 SECONDS AT 210-230°C
- WATERPROOF: IP-X7.

PART NO. INFORMATION

U06-C F X X 5 R - W126 - V2

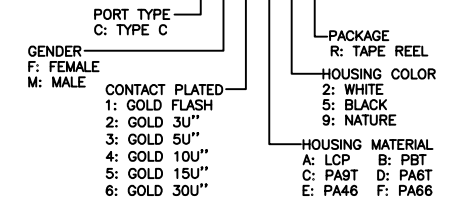


TABLE:

NO	PART	Q'TY	Material
1	SHELL	1	STAINLESS STEEL, NI PLATED
2	CONTACT	6	COPPER STEEL, TIN/Au/NI PLATED
3	1MD HOUSING	1	HIGH TEMPERATURE RESISTANT PLASTIC BLACK UL94 V-0
4	2MD HOUSING	1	HIGH TEMPERATURE RESISTANT PLASTIC BLACK UL94 V-0

TOLERANCES UNLESS OTHERWISE SPECIFIED:

.X	± 0.30	.X'	± 5'
.XX	± 0.20	.X''	± 2'
.XXX	± 0.15	.XX'	± 1'

Website: www.bsc-elec.com

Email: bestcreate@bsc-elec.com

DESIGN:
I. L

DATE:

CHECKED:
C. W

DATE:

APPROVED:
C. W

DATE:

TITLE:

IPX7 WATERPROOF 6P USB C FEMALE
CONNECTOR VERTICAL SMT, H=6.8MM

MATERIAL:

PART NO:
U06-CFXX5R-W126-V2

SIZE:
A4

FINISH:

DWG NO:
U06-CFXX5R-W126-V2

1 OF 1

Bestcreate Technology Limited

REV: A

UNIT mm

SCALE 1=1

QUALITY SYMBOLS

